

# Week 4

Dear parents/ carers

Welcome to this week's online learning for reception. We have put each day's learning in one document. Let us know if this is easier for you to look at.

We have laid out the activities in a table so that you can have an idea of the sort of routine you might want to work out. Spread the activities out, repeat them as you see fit.

Children in Reception learn best through **PLAY**. It is important that while learning at home they are still provided with opportunities to play and learn through activities they enjoy. Reading and writing is important and there are lots of ideas and activities for the children to practise these skills but keep these sessions short and fun. Where possible link the writing to their interests, e.g. if they like cars they can draw and describe the car and think about where it will go.

Looking forward to seeing you again soon.

**Charlie and the reception team**

Day	W/b 27.04.2020	Play activities	Phonics (30 mins) Please use RWI website for lessons at times below	High frequency words (5-10 mins)		Maths activities (15 mins)	Book activities (15 mins) <i>Mr Gumpy's Outing</i>
3	Wednesday 29 April	Journey Map!	9.30am - Set 1: h 10.00am - Set 2: oo 'look at the book'	to	got	Floating and sinking, counting to 10	Talk about the book!
Weekly Learning Challenge: Floating and sinking with Joanne!							

**Wednesday 29 April – Day 3**

# Play activity

## Journeys

### Play activities for Week 4 beginning 27<sup>th</sup> April 2020

This week we will be thinking about journeys we can take in our local area. You can check out your local area on google maps. Go to <https://www.google.co.uk/maps/> and drag the little yellow man in the bottom right corner onto the map to view in 'Street View'. Can you find your home? Can you find Ben Jonson Primary School? Can you find Sainsburys or Tesco?

## Wednesday

### Journey map

Draw a map of your journey to Ben Jonson Primary School. What do you see on the way? Maybe some cars, a park or some shops. You could use google maps to help you.



# Phonics

There are daily lessons for phonics on Ruth Miskin Training on YouTube.

New films will be released each day from Monday to Friday. Set 1 sounds (the earliest sounds we teach) are shown at 9.30am. Set 2 sounds (for children that are doing well with their phonics) are shown at 10.00am

Each film is approximately ten to fifteen minutes long and will be available on YouTube for 24 hours.

You can see the schedule for the weeks ahead if you click on the link below.

[https://www.ruthmiskin.com/media/filer\\_public/1b/7d/1b7df13e-4381-4bb5-866b-ac0549394947/ss\\_after\\_easter1.pdf](https://www.ruthmiskin.com/media/filer_public/1b/7d/1b7df13e-4381-4bb5-866b-ac0549394947/ss_after_easter1.pdf)

**Today's sounds are:**

Set 1	Set 2
h	oo as in 'look at the book'

If you don't have access to YouTube can you find objects in your house with these sounds in?

## High Frequency Words – Day 3

Children who know all Reception words should read **Year 1** words!  
Learn one of these words each day! No longer than **10/15 minutes!**

**Make it fun!**

<b>Reception</b> High Frequency Words	<b>Year 1</b> High Frequency Words
me	so
on	do
to	got

Write them onto paper and cut them up. **Hide them around your home.**  
Ask your child to find certain words and bring them back to you.

**Play HFW Bingo!** Write down some of the words onto a bingo grid and then read out the words. Can they find them?

<b>I</b>	<b>up</b>
<b>we</b>	<b>the</b>
<b>it</b>	<b>go</b>

Get your child to be the bingo caller and read out the words!

**Look for and match HFWs in books!**


# Maths – Floating and sinking – counting to 10

## Maths Challenge Cards

The maths challenge cards are short activity ideas that can fit into your day and will help your child see maths as fun.

You can repeat each activity as many times as your child wants to. Feel free to change the ideas to suit your child's interests, what you have in your house and their current level of development. If your child wants to represent their thinking on paper let them do so in their own way. For example they might not want to write numbers, but they might want to draw to communicate their mathematical thinking.

**Starting with a Story** Reception




**Walking the Plank**

The Pirates make Troll walk the plank before they find out he can cook!

What can you make walk the plank?

Will it float or will it sink?



### Talking Together

Collect a set of objects from around your house to experiment with. Pick a number to aim for, let's say 10. Make these into a numbered list to tick off if you wish.

Find something to use as the sea - the bath is a good option! If you want to invent an added plank then feel free or they could just walk down your arm.



### Talking Together

Make the objects walk the plank. Which ones floated? Make these into one group. Which ones sank? Make these into another group. How many in each group? Did any of the objects surprise you?

Tell us about it!




You might want to pretend to walk the plank yourself by balancing along a straight line like a bit of sticky tape or string. Even a plank in your garden if you have one!

# Book Activities – Talk about it!

This week our book of the week is 'Mr Gumpy's Outing' by John Burningham. It's all about a man who takes a collection of animals on a trip on his boat. What do you think happens?

Today let's look at the words in the book.

Can you find the names of all the animals in the book? Draw a small picture of your favourite animals and write their name.



Read through the story or listen to the video on YouTube

<https://www.bing.com/videos/search?q=Mr+Gumpy%27s+Outing+UK&&view=detail&mid=CCE4919A115A6F76DD8CCCE4919A115A6F76DD8C&&FORM=VRDGAR&ru=%2Fvideos%2Fsearch%3Fq%3DMr%2520Gumpy's%2520Outing%2520UK%26qs%3Dn%26form%3DQBVR%26sp%3D-1%26pq%3Dmr%2520gumpy's%2520outing%2520uk%26sc%3D0-20%26sk%3D%26cvid%3DC730002DCDB34E5089500B9F0B7116D2>

Animal	Name